

60" x 78"

2103 Aurifil BOM Layout by Pat Sloan

by Pat Sloan

website - <http://www.PatSloan.com>

Blog - <http://blog.patsloan.com>

Quilt Group Online - <http://www.quiltmashup.com>

Facebook - <http://www.facebook.com/PatSloanQuiltFun>

©2013 Pat Sloan & Co. All rights reserved.

This page may only be copied and distributed in whole and must include this notice.

Supply List

Light - 2 1/2 yds
Dark + binding 2 yds

Cutting Directions

Dark fabric

Cut 82 Squares 4" x 4" for HST
Cut 6 Squares 3.5" x 3.5"



Half Square Triangle Directions

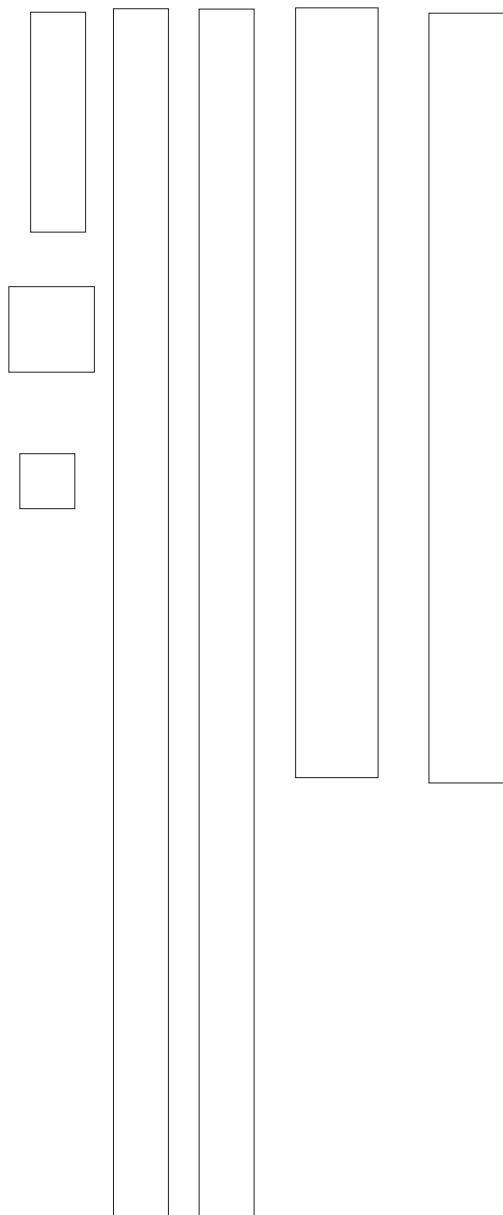
See the December block Directions for making HSTs

Make 164 dark/light HSTs
Trim to 3.5" x 3.5"

Cutting Directions

Light fabric

Cut 16 strips 3.5" x 12.5"
Cut 82 Squares 4" x 4" for HST
Cut 4 Squares 3.5" x 3.5"
Cut 17 strips 3.5" x 12.5"
Cut 2 SIDE
inner borders 3.5" x 66.5"
Cut 2 TOP and BOTTOM
inner borders 5" x 42.5"



Layout by Pat Sloan

2103 Aurifil BOM

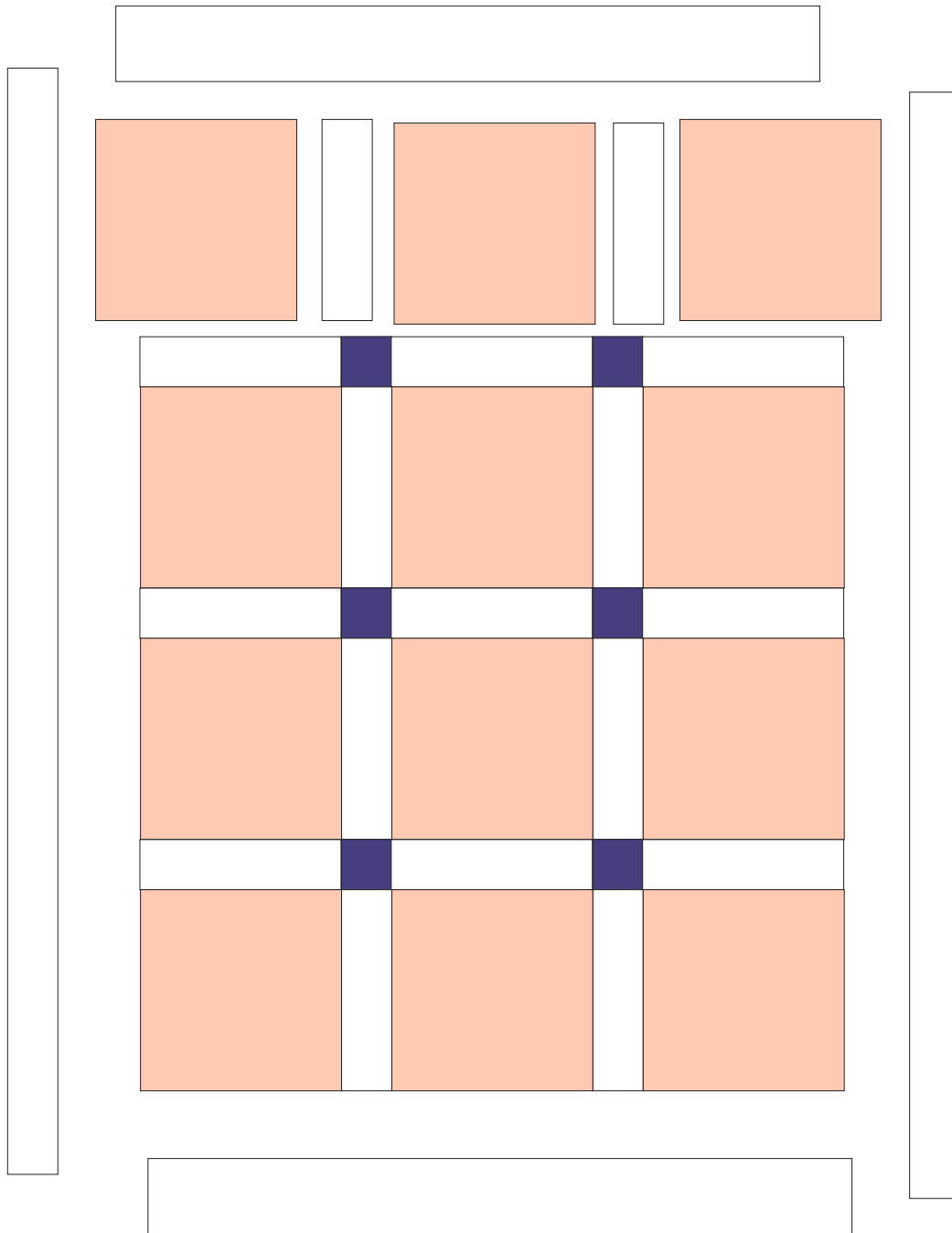
by Pat Sloan

website - <http://www.PatSloan.com>

Blog - <http://blog.patsloan.com>

Quilt Group Online - <http://www.quiltmashup.com>

Facebook - <http://www.facebook.com/PatSloanQuiltFun>



Layout by Pat Sloan

2103 Aurifil BOM

by Pat Sloan

website - <http://www.PatSloan.com>

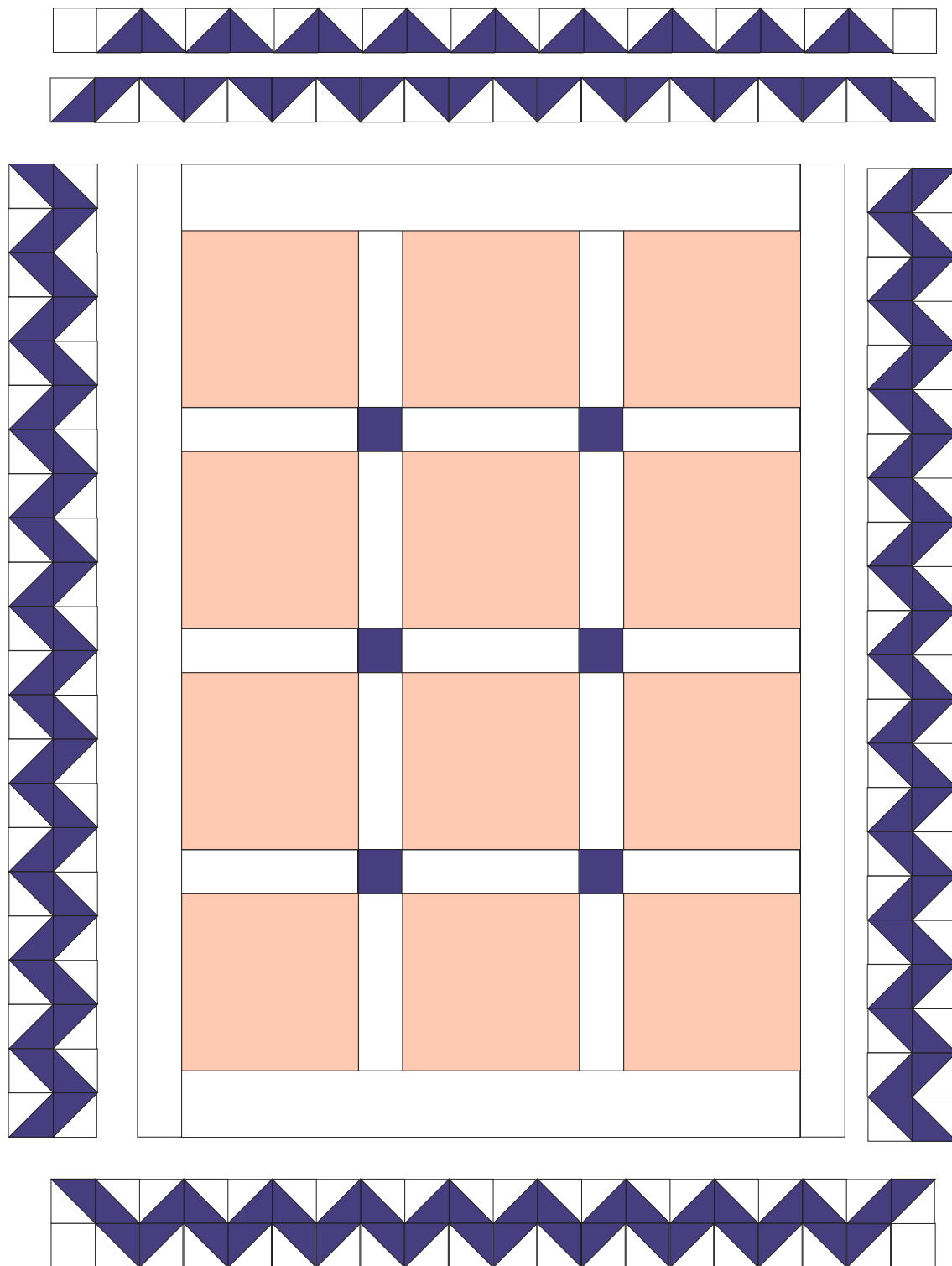
Blog - <http://blog.patsloan.com>

Quilt Group Online - <http://www.quiltmashup.com>

Facebook - <http://www.facebook.com/PatSloanQuiltFun>

©20013 Pat Sloan & Co. All rights reserved.

This page may only be copied and distributed in whole and must include this notice.



Layout by Pat Sloan

2103 Aurifil BOM

by Pat Sloan

website - <http://www.PatSloan.com>

Blog - <http://blog.patsloan.com>

Quilt Group Online - <http://www.quiltmashup.com>

Facebook - <http://www.facebook.com/PatSloanQuiltFun>

©2013 Pat Sloan & Co. All rights reserved.

This page may only be copied and distributed in whole and must include this notice.